



**READ  
THIS  
NOW**

**Carbon Mk IV  
Unpacking Instructions**

## 1. UNPACKING YOUR LOUDSPEAKERS

**NOTE:** When lifting the loudspeakers out of the packing hold them around the cabinet.

**Do not lift them by the DDD driver support pillars (figure 3) as this may damage the driver.**

**Do not lift them by the cabinet supports (figure 3) as this may damage the cabinet.**

**Each Carbon Mk IV weighs 54kg (119lbs) and should not be lifted by one person alone. Always have help when lifting a loudspeaker.**

The Carbon Mk IV is supplied with each loudspeaker packed in a separate shipping carton. This must be kept upright as shown in figure 1. Before opening the carton, please inspect it for damage. If you see any damage, please contact the supplying audio dealer immediately and provide them with a full description of the damage. Do not attempt to unpack the loudspeakers until you have spoken with the dealer and have been advised how to proceed.

To unpack the loudspeakers please follow the instructions below:

1. Referring to figure 1, unscrew and remove the four securing screws A from the top cover of the carton B and then lift off the top cover. Do not remove the four screws from the carton lower tray.

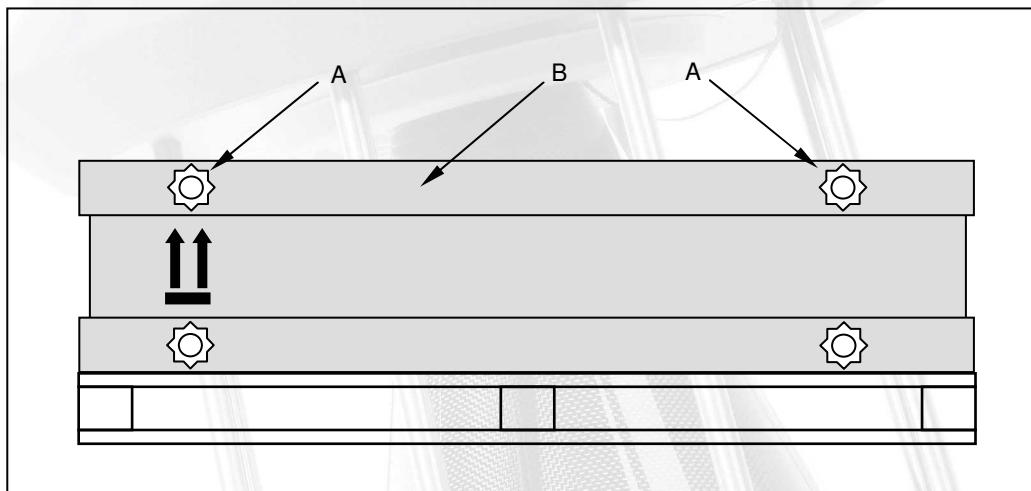


Figure 1. Carbon Mk IV Shipping Carton

2. Remove the three foam packing pieces C in figure 2.

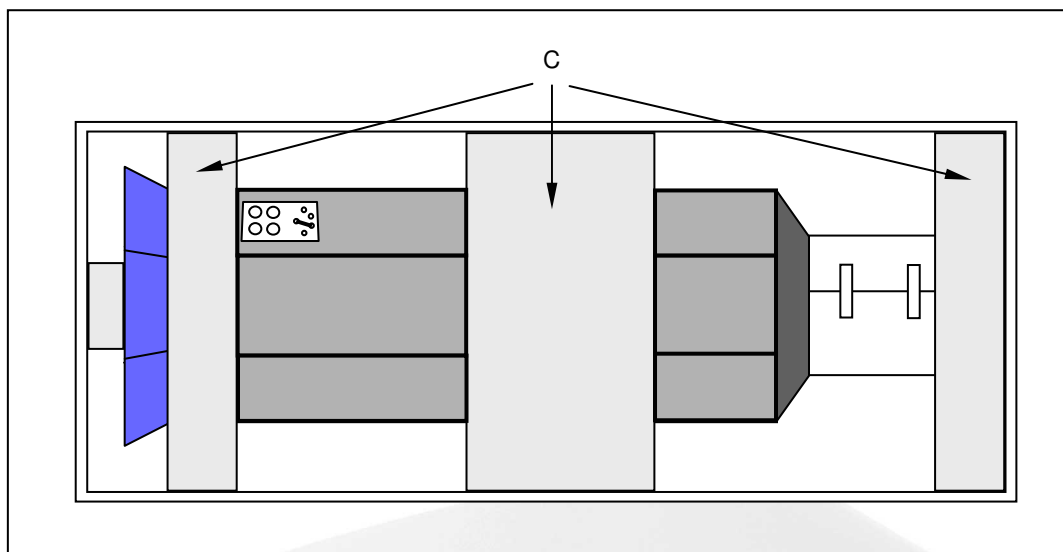


Figure 2. Carbon Mk IV Shipping Carton

3. Lift the loudspeaker out of the shipping carton by holding it around the cabinet. Do not lift it by the DDD driver support pillars or cabinet supports – figure 3.
4. Remove the foam protective rings from the top and bottom of the loudspeaker.
5. The DDD driver may be fitted with a clear film or cardboard cover. This should be left on for the time being to provide protection while the loudspeaker is being handled.

Please confirm that the cartons contain the following items:

Item	Quantity	Description
1	2	Carbon Mk IV Loudspeakers
2	1	Carbon Mk IV User Manual
3	2	Cleaning Cloths

If any items are missing or shows signs of damage, please contact the supplying dealer immediately.

Please retain all of the packing as you will need this should it be necessary in the future to ship the loudspeakers. The use of any other packing may result in the loudspeakers sustaining damage in transit. Such damage is not covered by the warranty. Should you require replacement packing, please contact your German Physiks dealer, the national distributor or the factory directly.

## 2. PRINCIPLE FEATURES OF THE CARBON Mk IV

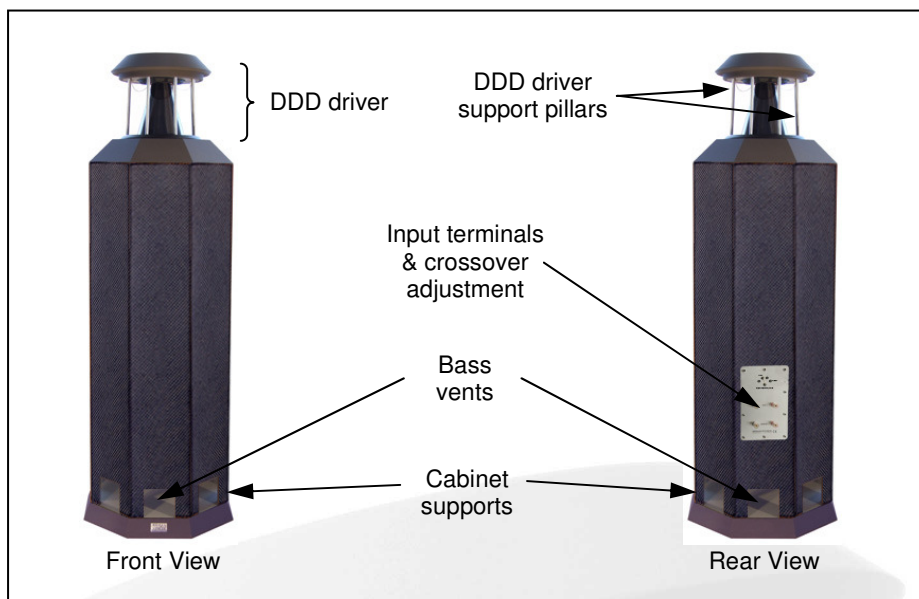


Figure 3. Principle Features of the Carbon Mk IV

## 3. STORING THE SHIPPING CARTON

Referring to figure 4, the centre section of the shipping carton, B, may be removed and folded flat for more convenient storage by removing the four lower tray securing screws A.

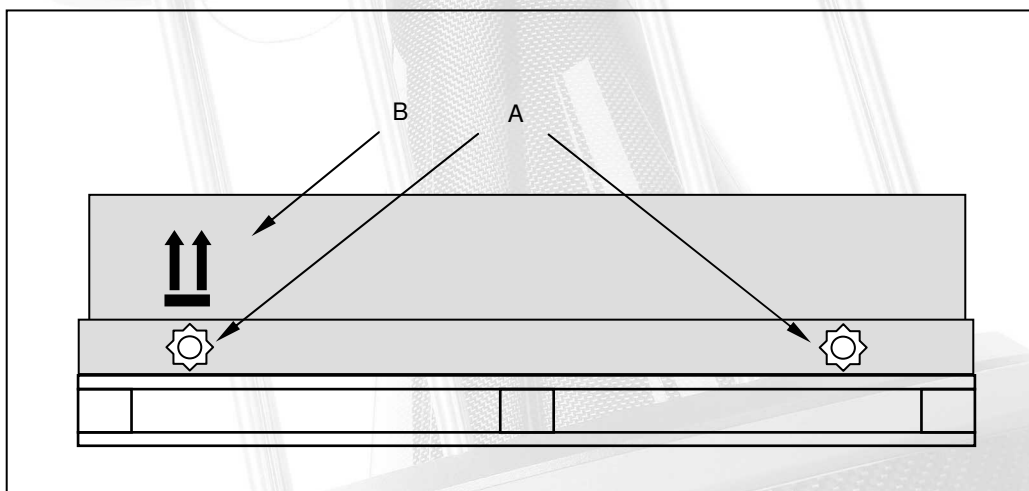


Figure 4. Collapsing the Carbon Mk IV Shipping Carton